

AOI VV-02-M16

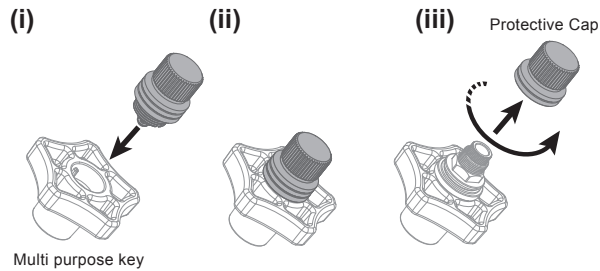
Instruction Manual

AOI Vacuum Valve VV-02-M16 is for vacuumizing your housing prior to the water. The Valve can be flexibly installed in the most of camera housings which are equipped with a M16 port and an appropriate space inside the housing.

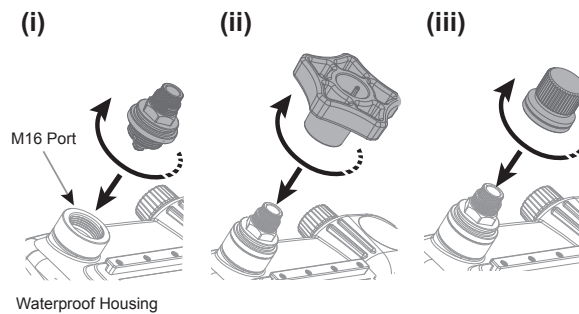
Installation

1. Vacuum Valve mounting

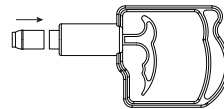
a. Protective Cap Removal



b. Mount the Vacuum Valve to the M16 Port on the housing

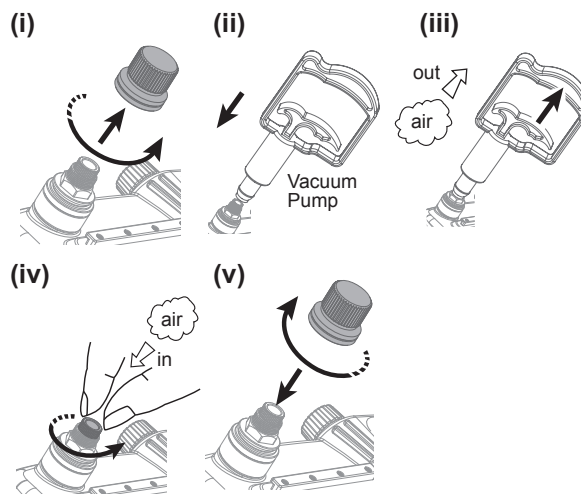


2. Install the rubber Pump Adapter onto the Vacuum Pump tip.



Vacuumizing the Housing

Take off the Protective Cap from the Vacuum Valve and connect the Vacuum Pump onto Vacuum Valve knob. Pull the Pump handle gently and repetitively.



After Usage

Before opening the housing rear cover, make sure to reset the vacuum completely by turning and holding the Vacuum Release knob COUNTERCLOCKWISE. Otherwise, the rear cover will be vacuum locked.